







Obsidian

Obsidian Adult Running DM		
	K4	Build Height 10.75 in.
	K3	27.3 cm
Product Weight 19.4 oz. 550 g		Patient Weight 330 lbs. 150 kg
		Recommended L-Codes* L5999 PDAC Approved
Obsidian Pediatric Running DM		
	K4	Build Height 6.3 in.
	K3	160 mm
Product Weight 8.5 oz. 240 g		Patient Weight 124 lbs. 56 kg
		Recommended L-Codes* L5980 L5999
Obsidian Adult Running PM		
	K4	Build Height 2.0 in.
	K3	5.1 cm
Product Weight 28 oz. 800 g		Patient Weight 330 lbs. 150 kg
		Recommended L-Codes* L5999 PDAC Approved
Obsidian Pediatric Running PM		
	K4	Build Height 2 in.
	K3	5.1 cm
Product Weight 19.4 oz. 550 g		Patient Weight 180 lbs. 82 kg
		Recommended L-Codes* L5980 L5999
Obsidian Sprint		
	K4	Build Height 3.0 in.
		7.6 cm
Product Weight 35 oz. 1000 g		Patient Weight 275 lbs. 125 kg
		Recommended L-Codes* L5999





Aeris Performance LP

Aeris Performance LP		
	K3	Build Height 5.1 in.
		13 cm
Product Weight 15.9 oz. 450 g		Patient Weight 276 lbs. (125 kg)
		Sizes 22 – 30 cm
		Recommended L-Codes* L5981 L5986

Wave Comfort

Wave Comfort 3		
	K3	Build Height 4 in.
		10 cm
Product Weight 13.2 oz. 375 g		Patient Weight 330 lbs (150 kg)
		Sizes 22 – 30 cm
		Recommended L-Codes* L5981 L5986

AllPro

AllPro XTS		
	K4	Build Height 6.4 in. (16.2 cm)
	K3	8.4 in. (21.3 cm)
Product Weight 25.6 oz. (728 g) 27.8 oz. (789 g)		Patient Weight 276 lbs. (125 kg)
		Sizes 22 – 30 cm
		Recommended L-Codes* L5987 L5984 PDAC Approved
AllPro DM		
	K4	Build Height 6 in. (15.2 cm)
	K3	8 in. (20.3 cm)
Product Weight 19.4 oz. 550 g		Patient Weight 330 lbs. (150 kg)
		Sizes 22 – 30 cm
		Recommended L-Codes* L5981 PDAC Approved
AllPro DM Pediatric		
	K4	Build Height 6 in. (15.2 cm)
	K3	8 in. (20.3 cm)
Product Weight 9.6 oz. 273 g		Patient Weight 119 lbs. (54 kg)
		Sizes 19 – 21 cm
		Recommended L-Codes* L5981
AllPro PM		
	K4	Build Height 4.0 in.
	K3	10 cm
Product Weight 28 oz. 800 g		Patient Weight 330 lbs. (150 kg)
		Sizes 22 – 30 cm
		Recommended L-Codes* L5980 PDAC Approved


Formula

Formula Ultra		
	K4	Build Height 3 in.
	K3	7.6 cm
Product Weight 24 oz. 675 g		Patient Weight 330 lbs. (150 kg)
		Sizes 26 – 31 cm
		Recommended L-Codes* L5980 PDAC Approved
Formula Fit		
	K4	Build Height 2 in.
	K3	5.1 cm
Product Weight 15.9 oz. 452 g		Patient Weight 176 lbs. (80 kg)
		Sizes 24 – 28 cm
		Recommended L-Codes* L5980 L5986
Formula Pediatric		
	K4	Build Height 1.5 in.
	K3	3.8 cm
Product Weight 11.6 oz. 330 g		Patient Weight 125 lbs. (57 kg)
		Sizes 16 – 24 cm
		Recommended L-Codes* L5980 L5986
Formula Pediatric Custom		
	K4	Build Height 1.5 in.
	K3	3.8 cm
Product Weight 15 oz. (425 g) Weight includes mounting bracket		Patient Weight 125 lbs. (57 kg)
		Sizes 16 – 24 cm
		Recommended L-Codes* L5980 L5986 L5910


Aeris Performance 2

Aeris Performance 2		
	K4	Build Height 6.5 in.
	K3	16.5 cm
Product Weight 18.5 oz. 525 g		Patient Weight 330 lbs (150 kg)
		Sizes 22 – 30 cm
		Recommended L-Codes* L5981 PDAC Approved

Ibex

Ibex XD		
	K4	Build Height 7.2 in.
	K3	18.4 cm
Product Weight 21.2 oz. 602 g		Patient Weight 440 lbs (200 kg)
		Sizes 25 – 30 cm
		Recommended L-Codes* L5980 L5986

Motion Foot

Motion Foot SLX		
	K3	Build Height 4.1 in.
		10.4 cm
Product Weight 22.7 oz. 644 g		Patient Weight 276 lbs. (125 kg)
		Sizes 22 – 30 cm
		Recommended L-Codes* L5981 L5968

*Suggested L-Codes are provided as a reference only. It is the responsibility of the practitioner and/or patient care facility submitting this claim to determine and submit the correct coding within all established rules and guidelines.

Wave Comfort 3

Ideal for low to mid K3 transtibial patients, its long, stable stance phase is a real benefit to any K3 transfemoral patients as well. It's a great choice for patients that need a softer feel, smooth rollover, or support for weak knee extensors.

Aeris Performance LP

Its long, smooth stance phase and great energy return make it ideal for active K3 patients in search of a lightweight, low-profile everyday walking foot.

AllPro

PLAY LIKE A PRO.

The AllPro combines high flexibility and dynamic performance into a foot that allows the user to work and play like a pro. Whether walking on a flat surface or traversing steep hills, the foot performs to meet the user's needs. Combined with the ProCover, the AllPro becomes the ultimate waterproof package.



Obsidian

A BLADE FOR EVERY TERRAIN.


The Obsidian line can hug every curve on a track or root on a trail. The split toe and top-end energy return is available in five varieties to make sure every kid, teen, and adult has the blade they need for the activity they love.



Fillauer

The right foot for you.

Fillauer offers a wide range of feet to fit your specific needs. Whether you need a low build height, more energy return, or a foot that's super compliant, we're confident that Fillauer has the perfect fit.



423.624.0946 / customerservice@fillauer.com / fillauer.com

© 2025 Fillauer LLC